



GLIDDEN GETS YOU GOING[®] ON THE EXTERIOR OF YOUR HOME

Our Glidden[™] color experts have formulated color schemes to assist you in creating a look for your house that will reflect your style and accent your home's unique features. Each grouping on our color card consists of one large and three small color blocks. White may also be introduced into any scheme to add versatility.

Once you have selected a scheme that you like, the colors can be used in a variety of combinations. Shown here, you can see the same scheme applied to the same house in different ways to produce very different visual effects.

Use the same color scheme in different ways to achieve a variety of effects.



- Coordinate the colors of existing elements of your exterior.
- Roofing, brick and stone will provide cues to creating a perfect scheme.
- To add character and interest to your home, consider using a color scheme which will enhance architectural features.
- Extend the color scheme of your home to landscaping. Garden elements, foliage and flowers add texture and color to the complete visual impact of your home.
- Consider the style and color of homes in your neighborhood. Strive to create harmony. Use warm colors next to cool; light or medium tones next to dark.



Highlight decorative elements such as shutters, brackets, front entrances and lovely details to place a focus on attractive qualities of your home. Conceal downspouts, vents, wires and unsightly elements by painting them into the body or trim.



Using light colors on a structure portrays a soft and airy charm; dark colors add drama and visual impact to an exterior.




Establish a unified appearance by painting the body and trim with one color. The result will create an elegant expression.



BODY: Mid Day Mocha ENTRY: Toasted White TRIM: Slate Green




Mid Day Mocha




Toasted White




Slate Green



Dark French Chocolate




Peach Crayon



Antique Beige




Hazy Sage



Bronzed Ivy



Warm Caramel



Eloquent Ivory




Dusty Miller



Deepest Woodland Green



Wood Smoke



Marshmallow White




Gentle Fawn



Blue-Grey Slate




Whispering Wheat



Parchment White




Sweet Tea



Walnut Bark



Cyprus Grass



Misty Summer Day




Stormy Night




Shaded Fern



Natural Straw



Antique White



Cinnamon Spice




Leather Brown




BODY: **Prairie Sage** ENTRY: **Bronzed Ivy** TRIM: **Shamrock White**




Prairie Sage




Shamrock White




Bronzed Ivy



Black Mahogany



Navajo Sand



Crisp Linen White




Slate Green



Ground Nutmeg




Forest Khaki



Muslin White




Smoky Mauve



Dark Olive



Soft Sage



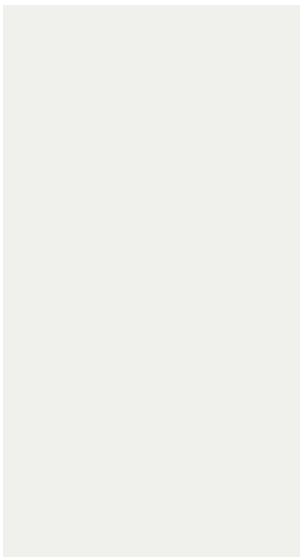
Glistening Moonlight




Dolphin Grey



Mossy Green



White on White



Moonlight Grey




Warm Caramel



Onyx Black



Dusty Miller




Granny Smith White




Deep Garnet



Onyx Black



Pebble Grey



Misty Moonstone




Seal Grey




Red Delicious



BODY: Antique Silver ENTRY: Leather Brown TRIM: Icy Waterfall



Antique Silver



Icy Waterfall



French Grey



Leather Brown



Afternoon Tea



Natural Linen



Olivewood




Bittersweet Chocolate



BODY: Afternoon Tea/Bittersweet Chocolate ENTRY: Natural Linen
TRIM: Olivewood



Sahara Desert Sand



Antique Beige




Bronzed Ivy



Blue-Grey Slate



Driftwood Grey



Silver Birch



Wild Truffle



Blue-Grey Slate



Grand Canyon Tan



Warm Stone



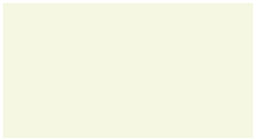
Ground Nutmeg



Black Tulip



Khaki Green




Granny Smith White




Pacific Khaki



Blue-Grey Slate



Husky Grey



Dove White




Dusty Miller




Walnut Bark



BODY: Husky Grey ENTRY: Walnut Bark TRIM: Dusty Miller



Icy Teal



White Lagoon



Antique Purple



Shaded Fern



Winter Sky Grey



Quiet Rain




French Grey



Deep Garnet



BODY: Mountain Slate Blue ENTRY: Bronzed Ivy TRIM: Warm Stone



Mountain Slate Blue



Warm Stone



Willow Leaf



Bronzed Ivy